Oregon State University OSU Klamath Basin Research and Extension Center

Volume: 9
Issue: 6
Date: July 28, 2017

Potato Bytes

Klamath Basin Research and Extension Center
6941 Washburn Way
Klamath Falls, Oregon 97603
(tel)541-883-4590 (fax) 541-883-4596
http://oregonstate.edu/dept/kbrec

Brian A. Charlton, Research and Extension Agent -541-591-1255
Nichole Baley, and Emily Lopez, Faculty Research Assistant

Potato Crop Water Use Early Planting

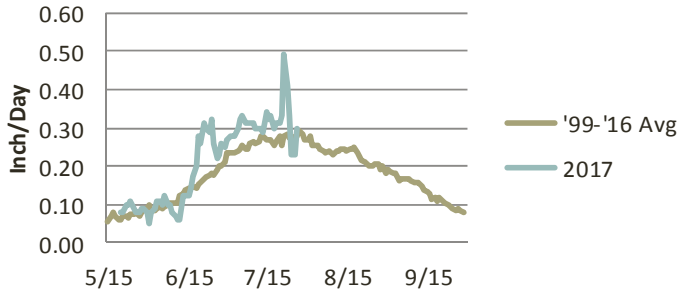

Potato Crop Water Use Late Planting

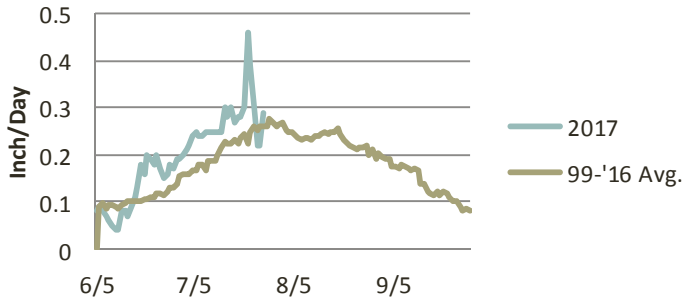

KBREC		
Actual Water Use:	Inches	
Planting Date:	Early	Late
Last 3 days:	0.76	0.73
Last 7 days:	2.32	2.19
Last 14 days:	4.52	4.15
Estimated Water Use:		
Next 7 days	1.75	1.68

Inside this Issue:

Crop Water Use: 1
Soil Degree Data: 2
Insect Trap Report 3

Historical P-day Accumulation June 1 -September 15

Total P-Day Accumulation Estimated Emergence - July 27th

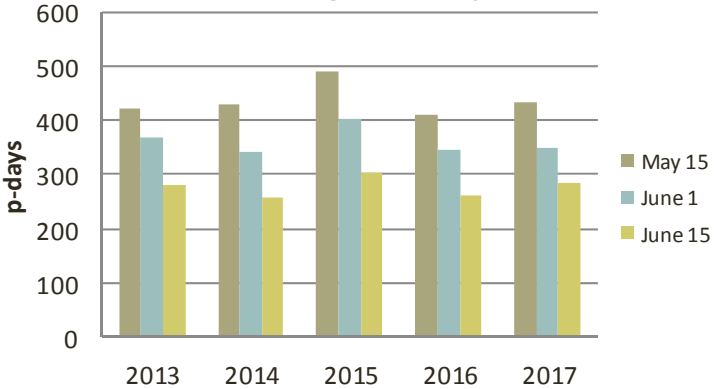

Oregon State University OSU Klamath Basin Research and Extension Center

Volume: 9

Issue: 6

Date: July 28, 2017

Potato Bytes

Klamath Basin Research and Extension Center
6941 Washburn Way
Klamath Falls, Oregon 97603
(tel)541-883-4590 (fax) 541-883-4596
http://oregonstate.edu/dept/kbrec

Brian A. Charlton, Research and Extension Agent -541-591-1255
Nichole Baley, and Emily Lopez, Faculty Research Assistant

Soil Degree-Day Accumulation -- KBREC and IREC 2015

For Root-knot nematode control, nematicide applications should begin at 800 degree-days (DD_{5C}). To estimate that date, add the number of Total degree-days "Total" on the day you planted to 800. Where that value occurs in the "Total" column estimates the date on which 800 DD^{5C} will occur in that field. It is recommended that applications continue every 14 days until harvest.

For Stubby-root nematode control, nematicide applications should begin at 0 degree-days (at planting) and followed by an application at the first full irrigation following emergence. An additional application is recommended at 800 degree-days (DD_{5C}).

	KBREC DD_{5C}		IREC DD_{5C}			KBREC DD_{5C}		IREC DD_{5C}			KBREC DD_{5C}		IREC DD_{5C}			KBREC DD_{5C}		IREC DD_{5C}	
Date	Daily	Total	Daily	Total	Date	Daily	Total	Daily	Total	Date	Daily	Total	Daily	Total	Date	Daily	Total	Daily	Total
4/15/16	2.4	2.4	2.0	2.0	5/11/16	7.8	135.8	7.4	117.8	6/6/16	12.2	381.5	12.7	361.6	7/2/16	16.3	726.9	14.9	706.9
4/16/16	2.7	5.1	2.3	4.2	5/12/16	6.9	142.7	6.4	124.3	6/7/16	12.4	393.9	12.7	374.2	7/3/16	18.7	745.7	15.2	722.1
4/17/16	2.4	7.5	2.1	6.3	5/13/16	6.3	149.0	5.8	130.1	6/8/16	11.9	405.8	11.9	386.2	7/4/16	20.2	765.9	15.3	737.4
4/18/16	3.3	10.8	2.7	9.0	5/14/16	5.9	154.9	5.6	135.6	6/9/16	11.1	416.9	11.0	397.2	7/5/16	20.1	785.9	15.0	752.4
4/19/16	3.6	14.4	2.9	11.9	5/15/16	6.6	161.5	6.1	141.7	6/10/16	9.9	426.8	10.1	407.3	7/6/16	15.5	801.4	13.9	766.2
4/20/16	3.6	18.0	2.9	14.8	5/16/16	6.7	168.2	6.1	147.8	6/11/16	8.6	435.4	9.3	416.6	7/7/16	17.6	819.1	13.8	779.7
4/21/16	3.7	21.8	3.0	17.8	5/17/16	5.7	174.0	5.3	153.2	6/12/16	8.0	443.4	8.1	424.7	7/8/16	16.2	835.3	13.4	793.1
4/22/16	4.6	26.3	3.6	21.4	5/18/16	6.4	180.3	5.9	159.1	6/13/16	8.4	451.7	8.4	433.1	7/9/16	17.8	853.1	13.4	806.6
4/23/16	4.7	31.0	3.8	25.2	5/19/16	7.3	187.7	6.9	166.0	6/14/16	9.1	460.9	9.4	442.5	7/10/16	18.1	871.2	13.3	819.9
4/24/16	4.7	35.7	3.8	29.0	5/20/16	8.1	195.8	8.0	174.0	6/15/16	11.9	472.7	12.6	455.1	7/11/16	18.7	889.8	13.2	833.1
4/25/16	3.8	39.4	3.3	32.2	5/21/16	8.8	204.5	8.5	182.5	6/16/16	10.2	482.9	11.4	466.4	7/12/16	18.2	908.0	13.4	846.5
4/26/16	3.9	43.4	3.6	35.9	5/22/16	9.7	214.2	9.4	191.9	6/17/16	10.9	493.8	11.6	478.0	7/13/16	17.5	925.5	13.9	860.4
4/27/16	3.3	46.7	3.4	39.2	5/23/16	10.3	224.6	10.1	201.9	6/18/16	13.3	507.1	14.2	492.2	7/14/16	17.3	942.9	16.9	877.3
4/28/16	3.3	50.0	3.3	42.5	5/24/16	10.7	235.3	10.3	212.3	6/19/16	16.6	523.7	16.7	508.9	7/15/16	17.3	960.2	17.3	894.7
4/29/16	4.2	54.2	3.6	46.2	5/25/16	10.0	245.3	9.7	222.0	6/20/16	14.9	538.6	15.6	524.5	7/16/16	16.9	977.1	16.8	911.4
4/30/16	5.1	59.3	4.4	50.5	5/26/16	10.2	255.4	9.7	231.7	6/21/16	14.3	552.9	15.4	539.8	7/17/16	16.0	993.1	16.3	927.7
5/1/16	5.1	64.4	4.5	55.0	5/27/16	10.6	266.0	10.1	241.8	6/22/16	14.3	567.2	14.8	554.6	7/18/16	14.5	1007.6	16.3	944.0
5/2/16	6.2	70.6	5.4	60.4	5/28/16	11.0	277.0	10.6	252.3	6/23/16	15.6	584.1	15.2	570.9	7/19/16	14.9	1022.5	15.8	959.5
5/3/16	7.5	78.1	6.2	66.6	5/29/16	11.6	288.6	11.3	263.7	6/24/16	15.7	599.8	15.4	586.2	7/20/16	15.4	1037.9	15.8	974.9
5/4/16	8.4	86.5	6.8	73.5	5/30/16	11.7	300.3	11.3	275.0	6/25/16	17.1	616.9	16.7	602.9	7/21/16	14.6	1052.5	16.1	991.0
5/5/16	8.5	95.0	7.4	80.8	5/31/16	11.3	311.6	11.3	286.2	6/26/16	15.3	632.1	14.9	617.8	7/22/16	15.2	1067.7	11.8	1002.8
5/6/16	6.6	101.5	5.8	86.6	6/1/16	11.1	322.7	11.3	297.5	6/27/16	14.8	646.9	14.4	632.2	7/23/16	15.8	1083.5	12.0	1014.8
5/7/16	5.6	107.1	4.9	91.5	6/2/16	11.3	334.0	12.4	309.9	6/28/16	14.8	661.7	14.5	646.7	7/24/16	16.6	1100.1	12.6	1027.4
5/8/16	6.2	113.3	5.4	96.9	6/3/16	11.8	345.8	13.6	323.5	6/29/16	14.7	676.4	14.4	661.0	7/25/16	14.9	1115.0	12.8	1040.2
5/9/16	7.1	120.4	6.4	103.3	6/4/16	12.1	357.9	13.2	336.6	6/30/16	16.1	692.6	14.9	676.0	7/26/16	14.4	1129.4	12.8	1053.1
5/10/16	7.6	128.0	7.1	110.4	6/5/16	11.5	369.4	12.3	348.9	7/1/16	18.0	710.6	16.1	692.0	7/27/16	14.6	1144.0	12.4	1065.4

Oregon State University OSU Klamath Basin Research and Extension Center

Volume: 9
Issue: 6
Date: July 28, 2017

Potato Bytes

Klamath Basin Research and Extension Center
6941 Washburn Way
Klamath Falls, Oregon 97603
(tel)541-883-4590 (fax) 541-883-4596
http://oregonstate.edu/dept/kbrec

Brian A. Charlton, Research and Extension Agent -541-591-1255
Nichole Baley, and Emily Lopez, Faculty Research Assistant

Insect Trap Report
July 18th—July 25th

Klamath County

TRAP	LOCATION	PTW	BLH	OLH	OP	PP
1	Malone Rd.	0	0	3	0	0
2	N. Malin Rd.	0	0	9	0	0
3	Schaupp Rd.	0	0	2	0	0
4	State Line	0	0		0	0
5	Britton	0	0	0	0	0
6	Cheyne Rd.	0	0	2	0	0
7	S. Side By-pass	0	0	8	0	0
8	Running Y	0	0	0	0	0
9	Caledonia	0	0	0	1	0

PTW: Potato Tuberworm
BLH: Beet Leafhoppers
OLH: Other Leafhoppers
OP: Other Psyllids
PP: Potato Psyllids

Modoc and Siskiyou

1	Ganger Rd.	0	0	5	1	0
2	SWS-209	0	0	5	1	0
3	Frog Pond	0	0	5	1	0
4	Frog Pond 385	0	0	10	0	0
5	Area J	0	0	12	0	0
6	Hwy. 139	0	0	2	0	0
7	Rd. 102	0	0	2	3	0
8	Scott Rd.	0	0	4	2	0
9	Co. Rd. 106	0	0	2	0	0

Aphid Traps

		PA	GPA	OA	OP	PP
1	Keno	5	2	20	0	0
2	Keno Worden Rd.	1	1	8	0	0
3	Lower Lake	40	0	3	1	0
4	Dorris	8	0	2	0	0
5	Malin	17	0	30	0	0
6	KBREC	1	3	8	0	0
7	Bedfield	34	0	0	0	0
8	Bly Mountain	15	0	7	1	0
9	Yonna Drive	NA	NA	NA	NA	NA
10	Haskins Rd.	NA	NA	NA	NA	NA

PA: Potato Aphid
GPA: Green Peach Aphid
OA: Other Aphids
OP: Other Psyllids
PP: Potato Psyllids

Please note: If comparing previous years' numbers to 2017 counts, multiply past years' numbers by 0.63 for correct adjustment.